

USER MANUAL

# 目录

1. Alpha EVO Wheelbase Introduction	
1.1 Overview	04
1.2 Specifications	05
1.3 Package Contents	06
1.4 Optional Accessories	07
2. Instruction of Use	08
2.1 Quick Guide	09
3. Simpro Mananger	14
4. Warranty Description	15
5. Safety Information	17
6. Contact Us	19



# **SIMAGIC**

Thank you for choosing

Before using your new Alpha EVO Wheelbase, please review this manual for essential information about your health and safe usage of the product.

**KEEP RACING!**



# 1. Introduction

## 1.1 Alpha EVO Wheelbase Overview

Alpha EVO is SIMAGIC's most advanced wheelbase to date — our first major leap in 4 years. Powered by an all-new custom 5-pole servo motor with Ultra-Low Inertia

and Zero-Cogging Tech. Alpha EVO delivers sharper, faster, and smoother force feedback. Available in three torque levels

—Alpha EVO Sport (9Nm), Alpha EVO (12Nm), and Alpha EVO Pro(18Nm)

— it's built for sim racers of all levels, from weekend warriors to

serious competitors. With active cooling for peak performance under pressure and an open

ecosystem supporting third-party peripherals (Slip Ring & QR Adapter\*), Alpha EVO is your next-level tool for mastering the world's toughest circuits.

**Note:**

\*The optional accessory QR Adapter is not yet available for sale. More information will be released later, please stay tuned.



# 1.2 Specifications

Product Name	Alpha EVO Sport	Alpha EVO	Alpha EVO Pro
Motor Type	Ultra-Low Inertia Motor	Ultra-Low Inertia Motor	Ultra-Low Inertia Motor
Max Torque	9 Nm	12 Nm	18 Nm
3rd Filter	Supported	Supported	Supported
Wireless Power	Supported	Supported	Supported
Encoder Resolution	21-bit	21-bit	21-bit
Processor Frequency	180MHz	180MHz	180MHz
Response Rate	20KHz	20KHz	20KHz
Material	Aluminum	Aluminum	Aluminum
Technics	Die-casted aluminum with CNC machining	Die-casted aluminum with CNC machining	Die-casted aluminum with CNC machining
Dimensions (Length x Width x Height)	281mm x 130mm x 110mm	281mm x 130mm x 110mm	317mm x 130mm x 110mm
Net Weight	6236g	6236g	8627g
Quick Release	Full support for SIMAGIC QR50 & QR70 & QR-A	Full support for SIMAGIC QR50 & QR70 & QR-A	Full support for SIMAGIC QR50 & QR70 & QR-A

## 1.3 Product Contents

### Alpha EVO Wheelbase DD Wheelbase includes:

- USB-B data cable
- Type-C data cable x 1
- 1.5-meter power supply x 1
- Wheelbase power x 1
- Screw pack
  - Button Head Socket Cap Screw M6-10 x 6
  - Button Head Socket Cap Screw M6-16 x 6
  - Allen Key x 1 (4mm)

### Option List of includes:

#### EVO Base Side Mounting:

- Side Mount Bracket (MB-S) x2
- Fully-Threaded Bolt M6-12 x 6
- Button Head Socket Cap Screw M8-14 x 6
- Roll in T-Nut with Ball Spring x 6
- Allen Key x 1 (5mm)
- M8 Locknut x 6

#### EVO Base Front Mounting:

- Front Mount Bracket (MB-F) x 2
- Fully-Threaded Bolt M6-12 x 6
- Button Head Socket Cap Screw M8-14 x 6
- Allen Key x 1 (5mm)

## 1.4 Optional Accessories

Multifunctional Desk Fixture (T-LOC)

Mounting Brackets (MB-A)

Side Mount Bracket (MB-S)

Front Mount Bracket (MB-F)

SIMAGIC Quick Release (QR50)

SIMAGIC Quick Release (QR70)

SIMAGIC QR Adapter (QR-A)\*

Note:

\*The optional accessory QR Adapter is not yet available for sale. More information will be released later, please stay tuned.

## 2. Instruction for Use

Thank you for purchasing the SIMAGIC Alpha EVO Wheelbase

Before setting up the pedals, carefully read all the documentation that came with the package.

- For information about firmware upgrades, please check <https://simagic.com/pages/download-center> \* The related files are game adaptation files developed by SIMAGIC for SIMAGIC-compatible devices. To safeguard users' legal rights and interests, please download all files through SIMAGIC's designated channels.
- Please visit **SIMAGIC official** YouTube channel (<https://www.youtube.com/@simagicofficial6890>) for tutorial videos showcasing different pedal setup options and usage techniques. Learn more about the development behind our Alpha EVO pedals.
- Please visit <https://simagic.com/pages/telemetry-support> to access the list of games supported by this product. Note that using this product in non-supported games may result in certain functions not working as intended.



**The pedals are intended for indoor use only**



**Recommended ages 15 and above**





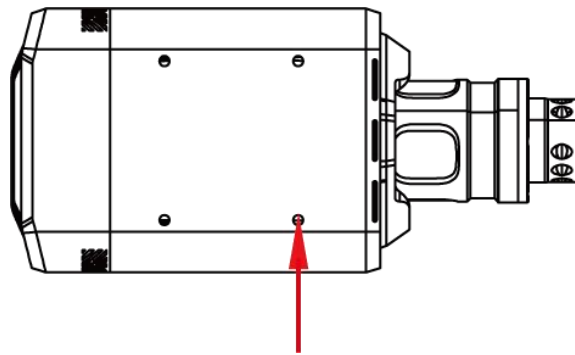
## 2.1 Quick Guide

This section provides instructions for setting up and initializing your wheelbase.

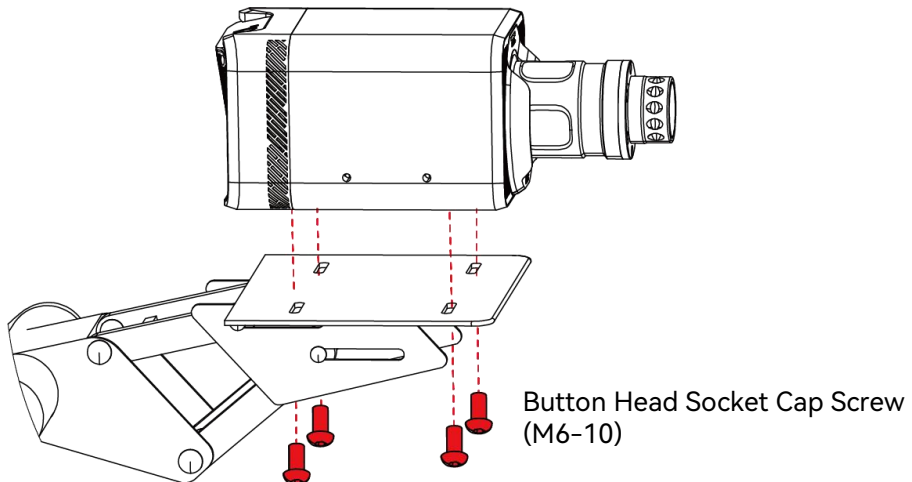
*\*Please avoid using the wheelbase without proper mounting, as they may shift during operation and could potentially cause injury*

*Note: Optional accessories are required for installation on the rig.*

### 2.1.1 Alpha EVO Bottom Direct Mounting Method



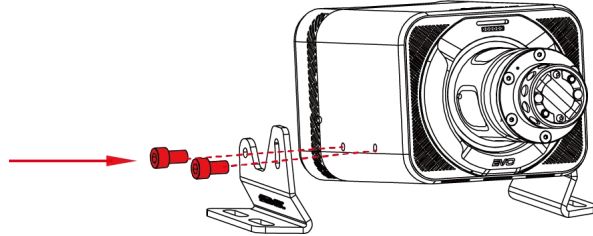
The threaded hole side should face downwards



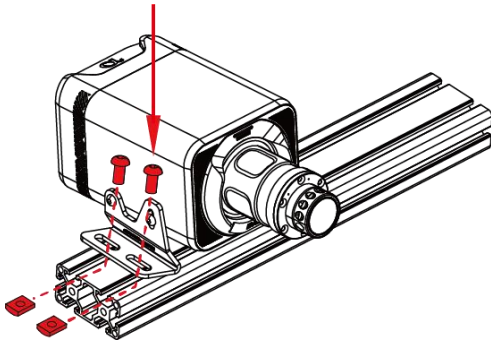
Method of mounting the base using regular rigs

## 2.1.2 Alpha EVO Side Mounting Rig Method

Fully-Threaded Bolt (M6-12)



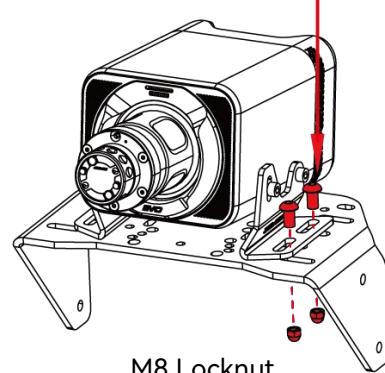
Button Head Socket Cap Screw (M8-14)



Roll in T-Nut with Ball Spring

Method of mounting the base using aluminum profiles.

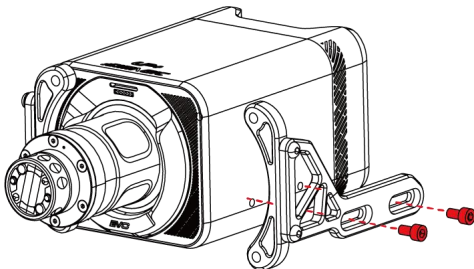
Button Head Socket Cap Screw (M8-14)



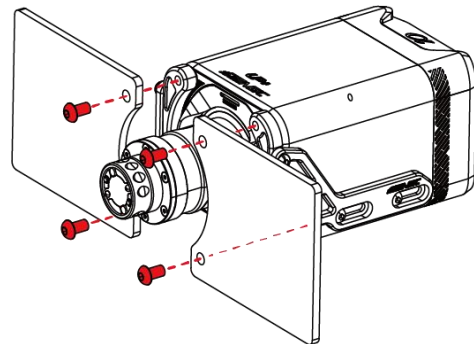
M8 Locknut

Method of mounting the base using regular rigs.

## 2.1.3 Alpha EVO Front Mounting Rig Method



Fully-Threaded Bolt (M6-12)



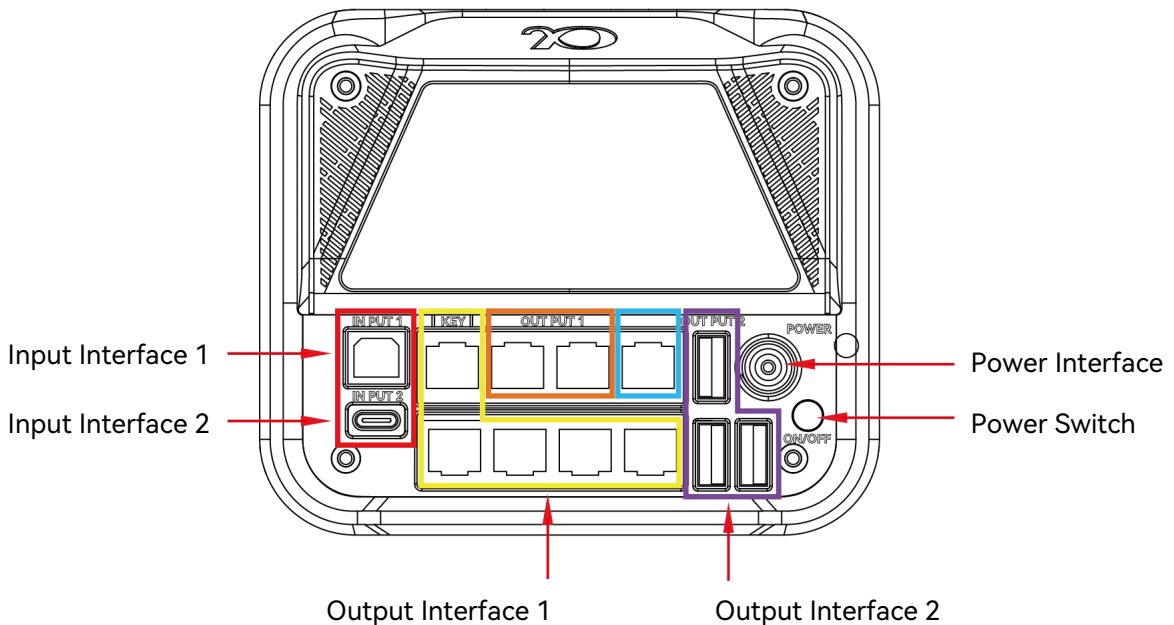
The pack includes Button Head Socket Cap Screw M8-14. If the length is not suitable, please select screws of the appropriate length based on your rig.

**Note:**

Front bracket installation disables all magnetic connectivity.  
Avoid installation if magnetic accessories are needed.

## 2.1.4 Alpha EVO Product Interfaces

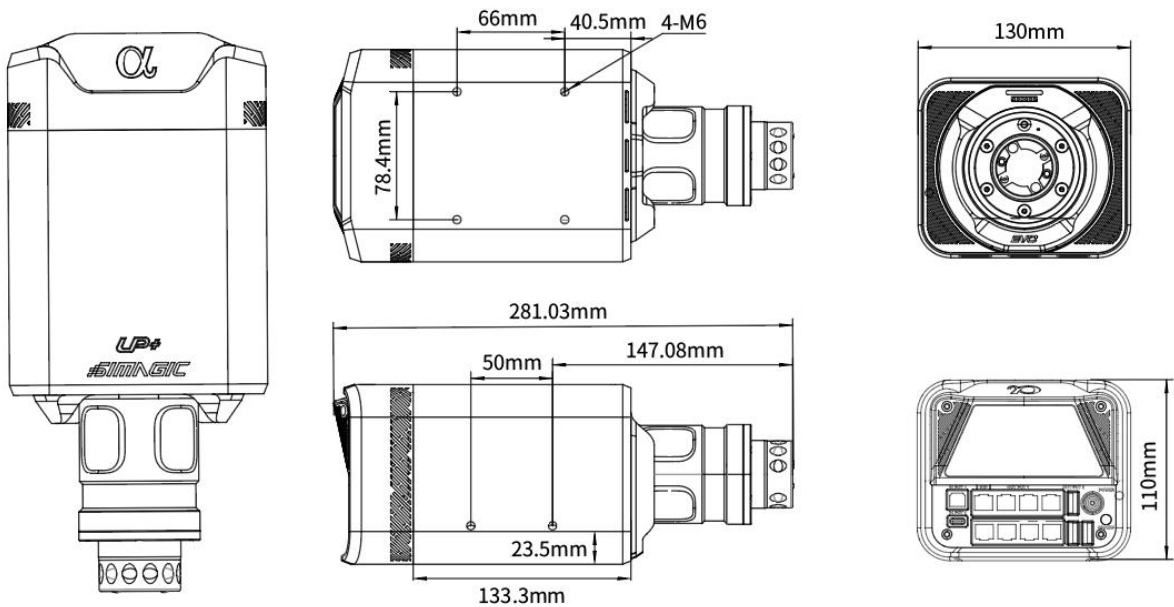
Note: Some products are equipped with two output terminal cables.



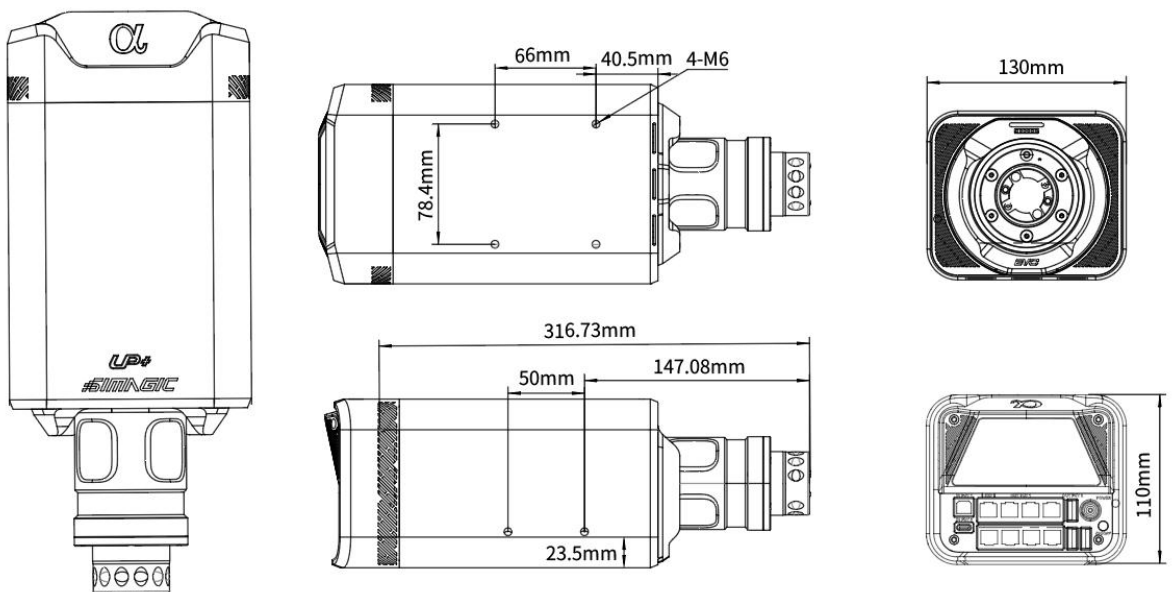
- [Input Interface 1] The USB-B interface is the main input interface.  
 [Input Interface 2] The Type-C interface is for third-party USB steering wheels and USB enhanced input interfaces.
- The RJ45 connector supports CANFD and USB signal output for devices with new protocols.
- [Output Interface 1] The RJ45 connector supports CANFD signal output for devices with new protocols.
- The RJ45 connector supports CANFD signal output for devices with new protocols. Emergency stop switch.
- [Output Interface 2] The USB interface supports CAN signal output for devices with old protocols.

## 2.1.5 Alpha EVO Wheelbase Diameters

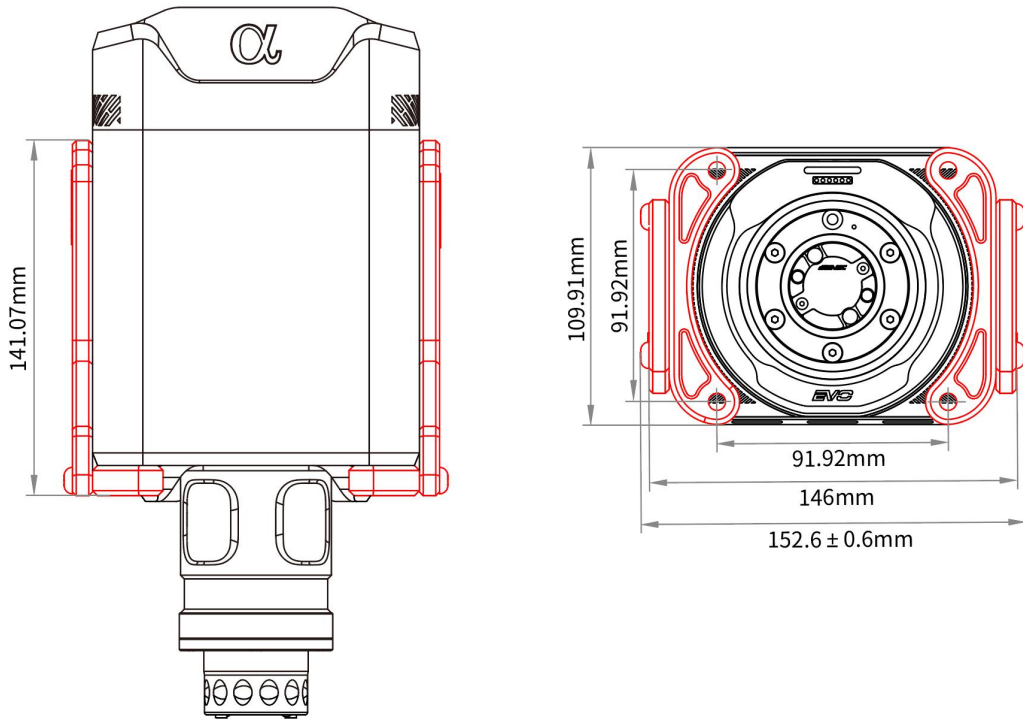
### Alpha EVO / Alpha EVO Sport



### Alpha EVO Pro



## 2.1.6 Front Mounting Diameters (Including MB-F Bracket)



## 4. Software

**Simpro Manager** will automatically notify you if there are available updates for the software. If you want to double-check, please go to <https://simagic.com/pages/download-center> and download the newest version. **Simpro Manager** has a built-in feature that allows you to update the firmware on your devices automatically.



Scan QR Code

## 5. Warranty Description

### Warranty Terms

The warranty period is **12 months** from the date of purchase. During the warranty period, if there are issues with the machine's components, materials, or craftsmanship under normal use and maintenance, and the problem is confirmed after inspection, the company will provide free repairs and replacement parts.

SIMAGIC product's **Serial Number (S/N)** will serve as the primary identifier for after-sales support. You can locate the S/N on the product packaging and the product itself, attached via a sticker on the product surface. Simply provide the 10 or 14-digit S/N to our customer service team or SIMAGIC distributor when applying for after-sales service, and they will assist you promptly.

For users who have products with serial numbers, there's no need for warranty cards. However, if your product does not have a serial number, you will need to retain your warranty card for after-sales support.



Your product's serial number can be found on the label sticker of wrapping

*\* Consumer Law. This Limited Warranty gives you specific legal rights, and you may have other rights that vary by your country, province or state, as applicable. Other than as permitted by law, Simagic does not exclude, limit or suspend other rights you may have. For a full understanding of your rights, you should consult the laws of your country, province or state, as applicable.*

SIMAGIC establishes dealer terms and consumer product warranty terms, requiring official partners such as dealers and agents to provide consumers with standardized SIMAGIC warranty services to safeguard consumers' legal rights.

For information on authorized dealers, please visit <https://simagic.com/pages/authorized-distributors>. SIMAGIC adheres to a service spirit that is responsible for users and ensures user confidence, striving to create the ultimate user experience. Regarding these warranty terms, if adjustments are necessary, we regret that specific notifications may not be provided.

Please refer to the latest content released through official channels such as the official website. Please avoid causing damage to the machine intentionally. Do not deviate from the guidance of official or officially authorized personnel when performing non-normal hardware or system operations on the machine. For detailed usage instructions, please visit <https://simagic.com/pages/product-tutorial>.

## Disclaimer

The Limited Warranty does not apply to any:

- a) Damage to the machine caused by incorrect installation or operation.
- b) Repairs, modifications, alterations, or self-replacement of any internal components by non-technical personnel of the company.
- c) Alteration of the machine serial number or inconsistencies with this certificate.
- d) Damage caused by negligence, water, or infiltration of other substances into the machine. Malfunctions or damage caused by accidents or natural disasters.
- e) Users are prohibited from personally opening the machine's casing, as doing so may void the warranty and other guarantees.



## 6. Safety Information

In order to achieve maximum safety while using your Alpha EVO Wheelbase Pedals, We suggest that you adopt the following guidelines:

- Should you have trouble using the product properly and troubleshooting does not work, unplug the power and go to your local distributor for support. Do not attempt to service or fix the product yourself at any time.
- To prevent fire or shock hazard, never expose the pedals to rain or moisture.
- Only use the power and/or accessories included in the package, and/or purchase accessories made and/or approved by the manufacturer.
- Only use AC power provided by a standard wall outlet to avoid damage to the product.
- When terminating use, please turn off the buttons and power equipment to prevent accidents.
- Unplug the unit during a lightning storm or if it will not be used for a long period of time.
- Do not take apart the phone (doing so will void your warranty), component replacements must be carried out or authorized by SIMAGIC's official repair center.
- Children under 6 years old are prohibited from using this device.

**When using the simulator, please pay attention to the following:**

- The device has significant force feedback and contains small components. Children under 15 years old are prohibited from operating or using it independently. When in use, parents must adjust the force feedback parameters in child mode and supervise.
- For first-time users, adjust the force feedback gradually to an appropriate level.
- First-time users or those experiencing the device should be guided by the device owner.
- Loose clothing items such as hair, cables, skirts, etc., should be kept away from the simulator.

- If you have a history of epilepsy or seizures, consult a doctor before use. Certain patterns may trigger seizures with no prior history. If you experience any symptoms, please stop using the product immediately and consult a doctor.
- When using a high-torque base, the peak force feedback may cause hand injuries. If the feedback is too strong, release your hands immediately and adjust the feedback intensity parameters promptly to prevent potential accidents.
- The equipment contains moving parts, pinch points, and sharp edges that may cause personal injury. Operate with caution to prevent pinching, bruising, kicking, smashing, or other bodily injuries.
- It is recommended to limit the force feedback gaming time from 20 to 40 mins to avoid health risks from excessive use.
- Users should refrain from driving a real car for at least 1 hour after finishing the game.
- If any abnormalities are detected, stop using the device immediately and seek assistance from SIMAGIC's official or authorized service center.
- Please follow SIMAGIC's official website and public platforms for the latest product information.

## 6. Contact Us

### Discord



### Facebook



### Instagram





**Copyright © 2025 SIMAGIC Tech Co.Ltd. All Rights Reserved.**

The products and corporate names mentioned in this manual may or may not be registered trademarks or copyrights of their respective companies. They are used solely for the purposes of identification or explanation, and to the benefit of the owners, without any intention of infringement.

The specifications and information provided in this manual are intended for informational purposes only and are subject to change at any time without notice. They should not be interpreted as a commitment by SIMAGIC. SIMAGIC assumes no responsibility or liability for any errors or inaccuracies that may appear in this manual, including those related to the products and software described within it.

SIMAGIC shall not be liable for any lost profits, loss of information or data, special, incidental, indirect, punitive, or consequential damages arising in any way out of the distribution, sale, resale, use, or inability to use the Product. In no event shall Simagic's liability exceed the retail purchase price of the Product.