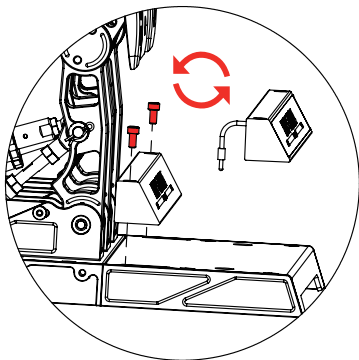
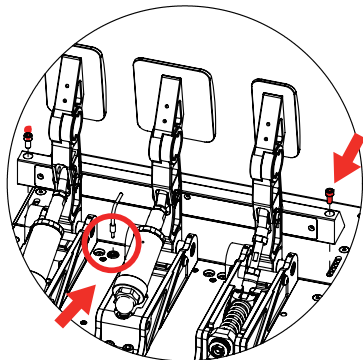


1.0 安装



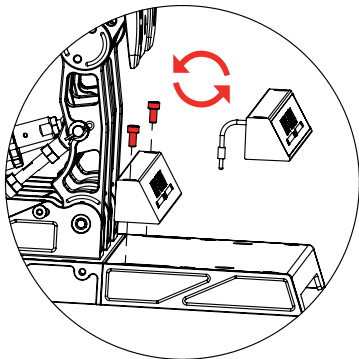
拆卸两颗固定螺丝
拆除原装阻脚板

2.0 连接



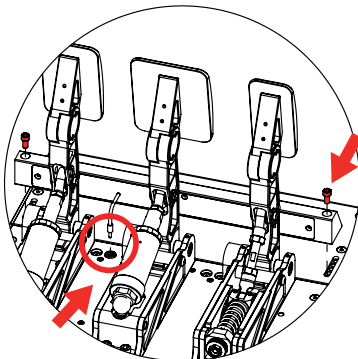
把P-SRH装配在原有的阻脚板位置
并连接SIM RAY接口

1.0 Installation



Remove the original Heel Stop by removing the two mounting screws

2.0 Connection



Install the P-SRH at your preferred Heel Stop position and connect it to the SIM RAY interface